



Salmen Scout Reservation

27585 V-Bar Road, Perkinston, MS 39573

Camp Phone: (228) 255-7336



BOY SCOUTS OF AMERICA®
SOUTHEAST LOUISIANA COUNCIL

Office: (504) 889-0388

Fax: (504) 889-1162 E-Mail: maria.foret@scouting.org

Online Registration

<http://www.bsa-selacouncil.org/fallencampment>

Table of Contents

Letter from Fall Encampment Coordinator.....	3
General Camp Information, Dates, Fees	4
Daily Schedule	5
Rotation Schedule	6
Preparing for Camp.....	7
Parking Tag.....	9
Program Details.....	10
Castle	10
Climbing Tower	10
Waterfront Area	10
Great Lawn.....	11
Training Center	13
Dining Hall.....	14
Target and Range Activities Field.....	14
Friday Arrival Activity	14
Camp V-Bar Information & Policies.....	15
Personal Equipment Checklist.....	16
Unit Equipment Checklist	17
Map to Camp.....	18
Camp V-Bar Map.....	19

“A week of camp life is worth six months of theoretical teaching in the meeting room.”
- Lord Baden-Powell

LETTER FROM THE FALL ENCAMPMENT COORDINATOR

Dear Scout Leaders and Parents,

Welcome to Fall Encampment! We are excited to welcome everyone back to Camp V-Bar for a weekend of Cub Scout Fun and adventure. We hope that by the end of the weekend your Scouts will have unknowingly learned a new skill or two, made a new friend, discovered something about themselves they never knew and gained some confidence in their abilities.

This campout is open to all Scouts, leaders, parents and siblings. Please come, camp and have a whole lot of fun with us. We are always looking for volunteers to help with activities, in the dining hall and with opening/closing programs. So, if you are a leader, parent, Scouts BSA, Venturer, Sea Scout or Explorer and wish to serve as staff please contact our Fall Encampment Coordinator, Tia Lopez (selacubcamping@gmail.com), for an assignment.

This guide gives pack leaders and parents the information needed to plan for Fall Encampment. **SIGN-UP BETWEEN NOW AND SEPTEMBER 29th** to take advantage of the Early Bird fees per person and to ensure that your t-shirt order is available at camp. If registering after September 29th, a Late Fee increase of \$15/person will be charged. Registration will close on October 11th. **NO** registration will be accepted after this date to insure we have enough supplies and volunteers for the event. Information and registration is also available at the Council website by clicking [here](#).

The Southeast Louisiana Council and the Cub Scout Camping Committee look forward to providing each of you with a fantastic weekend filled with FUN, ADVENTURE, and QUALITY TIME for all families in attendance. Council camping events such as Fall Encampment offer packs the opportunity to strengthen their program, help with retention of Scouts as well as prepare them for move up to the Scouts BSA program. Please encourage all your Cub Scouts to attend. Cub Scouts may attend with others from their pack, other members of their den, or just their family. Life can't get any better than what this weekend will provide between a child and his family – no matter what the combination – father/Cub, mother/Cub, total family, grandparent/grandCub. Mark your calendars now and take time to read all the information provided in this guide.

Do your best and have fun doing it!!

See you at Camp V-Bar!

Tia Lopez

Tia Lopez
Cub Scout Camping Committee Chair



GENERAL CAMP INFORMATION, DATES, AND FEES

GENERAL CAMP INFORMATION	CAMP LOCATION: Salmen Scout Reservation, Camp V-Bar is located in Southern Mississippi approximately 1½ hours outside New Orleans, LA. Driving directions on page 16. Google Maps does GPS to the right location at the address below.	
	Salmen Scout Reservation, Camp V-Bar 27585 V-Bar Road Perkinston, MS 39573 Camp Office: (228) 255-7336 Ranger Office: (228) 255-1336	Southeast Louisiana Council, BSA 4200 S. I-10 Service Road West Metairie, LA 70001 Council Offices: (504) 889-0388 Council Fax: (504) 889-1162 Toll Free (800) 394-9410

DATES	Fall Encampment Dates: October 18-20, 2024
	Check-in begins: 3:00pm
	Check-out: no later than 11:00am

CAMP FEES	Cubs/Siblings/Adults	Meal Plan Tickets	Friday Dinner will not be served. Meals will begin Saturday morning.
	\$15/ Regular – Paid in Full by	\$25 for Saturday meal plan/\$5 for Sunday Breakfast	Meals will be sold as a plan only. You may NOT purchase meals individually. If you do not wish to purchase meals, Packs may cook their own meals in their campsites.
	9/29/2024	Meals offered:	
		Saturday Breakfast	
		Saturday Lunch	
		Saturday Dinner	
\$30/ Late – Paid in Full by 10/11/2024	Sunday Breakfast		
Registration Closes 10/11/2024		Last day to purchase meal tickets is 10/11/2024	

SHIRTS / PATCHES	T-Shirts available for pre-order with Registrations placed by 9/29/2024. Youth S, M, L - \$15 Adult S, M, L, XL, 2XL, 3XL - \$18
	Patches – Included in fees, will be included with Leader Packets on Sunday morning
	There MAY be additional shirts for sale at camp. To guarantee receiving a shirt, order by 9/29/2024! No guarantees after that date.

ONLINE CAMP REGISTRATION CLOSING ON AT MIDNIGHT ON THE LAST DAY NOTED ABOVE. NO REGISTRATION WILL BE ACCEPTED AFTER THE FINAL DATE TO REGISTER, OR AT CAMP. REGISTRATION WILL ONLY BE ACCEPTED ONLINE (NO MANUAL REGISTRATIONS ARE ACCEPTED AT COUNCIL SERVICE CENTER)

Registration may be done on an individual basis but is much easier when the entire Pack registers together. We suggest having a "Fall Encampment Coordinator" within your pack that will handle collecting funds from your Pack members, registering campers and distributing information to your Pack.

REFUNDS: Please refer to the council website for the council's policy concerning refunds and refund requests. <http://www.bsa-selacouncil.org/camping-outdoor-program/council-refund-policy/62964>

Daily Schedule (subject to change)

Time	Friday 10/14	Saturday 10/15	Sunday 10/16
6:00 am		Reveille (Wake up)	Reveille (Wake up)
7:00 am		HOT & COLD Breakfast (Dining Hall) or Campsites	COLD Breakfast
8:30 am		Assembly at Flagpole by Admin Building	
9:00 am - 11:00 am		Program Time	Interfaith Service
12:00 pm		Lunch (Dining Hall or Campsites)	Checkout
3:00 - 9:00 pm	Check-In at shop by upper parking lot		
1:30 - 4:30 pm		Program Time	
4:45 pm		Assembly at Flagpole by Admin Bldg.	
6:00-7:30 pm	Staff Dinner	Dinner (Dining Hall or Campsites)	
5-8 pm	JOTI & Trivia		
8:02 pm		Campfire	
8:30 pm	Leader Information Meeting in Training Center		
9:15 pm	Staff Meeting in Training Center		
10:30 pm	Taps	Taps	



Sample Rotation Schedule (subject to change – final will be handed out at event)

	Morning				Afternoon		
	Rotation 1 9:00-10:00	Rotation 2 10:00-11:00	Rotation 3 11:00-12:00		Rotation 3 1:30-2:30	Rotation 4 2:30-3:30	Rotation 6 3:30-4:30
Ship/Castle	Purple Group	Blue Group	Green Group		Yellow Group	Orange Group	Red Group
Admin Building to Waterfront	Red Group	Purple Group	Blue Group		Green Group	Yellow Group	Orange Group
Great Lawn	Orange Group	Red Group	Purple Group		Blue Group	Green Group	Yellow Group
Range by Levee	Yellow Group	Orange Group	Red Group		Purple Group	Blue Group	Green Group
COPE Tower/ Dining Hall	Green Group	Yellow Group	Orange Group		Red Group	Purple Group	Blue Group
By Admin Center	Blue Group	Green Group	Yellow Group		Orange Group	Red Group	Purple Group

If you don't read anything else in this guidebook, read these two pages please!

Preparation for Fall Encampment

1. An extremely important function of your planning is informing parents of camp plans. Prior to camp, set a date and hold a parent information meeting. You will need to make copies of the guidebook or download a copy from our website and e-mail it to all your parents/guardians who will be attending. **REGISTRATION FOR THIS EVENT ONLY MAY BE DONE ONLINE.** This guide includes a list of what to bring to camp, Salmen Scout Reservation/Camp V-Bar policies and procedures, and a map on how to get there.
2. Arrange for transportation to and from camp. We recommend having everyone going to camp meet at a central location and carpool, if possible. Be sure every driver has a map to camp and the camp phone number. Share cell phone numbers in case someone becomes separated from the group or get walkie-talkies and use them on the road and at camp. Cell phone coverage is very limited on camp property. AT&T coverage is limited but Verizon and Sprint work fairly well.
3. Have an experienced family (someone who has been to camp) mentor a new inexperienced family (someone who has never been to camp) by driving to camp together and helping to locate your assigned campsite for the weekend.
4. To help late arrivals find other members of their pack, some leaders set up "Pack Number Signs" on the roads inside camp. Use real estate or political sign standards to write the pack number on it. A fluorescent background with dark lettering shows up very well. These signs **MUST** be removed when you leave camp on Sunday morning.
5. Only ONE Pack Gear Trailer (or Pack Vehicle loaded with Pack equipment) will be allowed to enter camp before 6:30 pm on Friday. The vehicle must unload/unhook the trailer and return to the parking lot. No vehicles will be allowed to enter camp after 6:30 pm without special permission. **NO VEHICLES WILL BE ALLOWED TO REMAIN IN CAMP.** This policy is for the safety of our large number of youths – we do not want vehicles moving around camp after dark as the area is not well lit. All vehicles other than the Pack Gear Trailer must park in one of the two parking lots and the gear carried to campsite. A limited number of wagons will be available to help with gear transport. It is highly recommended to bring your own wagon to help transport items to the campsite.
6. **If arriving after dark**, have flashlights prepared and ready to use when you get out of your car. You will be walking with your gear to your campsite. Also, if you do not have a pack trailer and your gear is not being brought up early, you can bring a wagon or trashcan on wheels to haul your gear to your campsite.
7. Vehicle ID Tag: Each vehicle coming to camp should display a sign in the front windshield with the Pack Number, District Name and Campsite Assignment. We will be directing traffic to the parking lot closest to your campsite based on this signage. The ID Tag will help us to reach you during the campout in the event we need to contact you regarding your vehicle. A sample of the windshield sign is included in this guidebook.
8. Campsite assignments will be based on district registration numbers and will be provided at check-in at the entrance to camp. If members of your unit have special needs (such as CPAP machines in need of electricity), please contact the Camp Director when you register so that information will be available when assigning campsites. These assignments **CANNOT** be changed after you arrive at camp. Campsite assignments only can be changed by the Camp Director and Camp V-Bar Ranger based on a problem with the campsite.

9. Identification for All Children **PLEASE READ!** Parents and leaders should consider making nametags to be worn by every youth. We recommend that you include the name, pack number, district, and campsite assignment on the tag and laminate the tags for longer wear. Use a safety pin to fasten to shirts or they may be worn around the neck on a lanyard. Because so many are wearing the same uniform/t-shirt, it is easy to lose track of your child. If you become separated from your child at any time, the nametag will provide accurate identification and campsite location information. This nametag will expedite the relocation of “lost” parents.
10. Pack T-shirts: Some packs have purchased their own T-shirts, using either a standard or a custom design logo and the pack number – this helps identify your group in a large crowd.
11. A “What to Bring Checklist” is included in this guidebook. This list is meant as a guide. Use your judgment in choosing what to bring to camp. Remember, everything you bring you must carry to and from your campsite and the parking lot.
12. Annual Health & Medical Forms – Everyone attending camp must fill out and bring the Annual Health & Medical Form with them to camp. These forms will remain with the campers or pack leadership (depending on your pack policies) during camp. These forms are necessary in the case of a medical emergency to provide additional information about medical conditions and medication to our Camp Health Officer or other emergency responders.
13. Please leave all electronics in your cars in the parking lot. The kids should be enjoying nature, not sitting in their tents on their devices. Also, stress to your parents that they are there to help supervise the kids and to ensure their safety. If they are always on their phones, they are of no help to the pack. We understand that sometimes it is necessary to look at one’s phone for work, family, etc., but encourage them to keep it in their pockets. Camp V-Bar, Fall Encampment and the Southeast Louisiana Council are not responsible for lost, or damaged phones or other electronic devices.
14. One last reminder: Closed-toe shoes **MUST** be worn by all individuals camping at Camp V-Bar. Sandals may **ONLY** be worn in the showers and may not be worn walking to and from the showers. This reminder is for your safety and the sanity of our health officer. Shoes **MUST** be worn in camp. **NO BARE OR JUST SOCKED FEET ALLOWED!**



PARKING TAG

Southeast Louisiana Council

FALL ENCAMPMENT

This vehicle parking tag must be displayed on the dashboard at all times

It will help us to reach you during the campout in the event we need to contact you regarding this vehicle

NAME _____

UNIT TYPE AND NUMBER _____


DISTRICT _____

CAMPSITE (if camping) _____

PROGRAM DETAILS

Program details are subject to change due to availability of supplies, volunteers, and many other factors. Please take the following lists as a possibility, not as a probability. We are still planning and tweaking the program.

CASTLE



Unfortunately, due to damage from rain and sun over the years, the castle and pirate ship are closed until further notice for safety reasons.

CLIMBING TOWER

Our Climbing Tower has new siding, the bees have been removed and it has passed inspection so will be open for ALL Cubs to try climbing to the top and ringing the bell. Our Climbing staff is looking forward to helping you find a new passion.



WATERFRONT AREA

Jamboree on the Air/Jamboree on the Internet



We are once again lucky that Fall Encampment falls on the same weekend as Jamboree on the Air/Jamboree on the Internet. This affords us the opportunity to communicate with Scouts from around the world using Ham radios, internet connections as well as other technologies. Stop by the Jung Lodge front porch to get a chance to talk to Scouts from other areas around the globe.

Stop by Friday 5:00 until 8:00 in the Dining Hall (with its new roof) to participate in Jamboree on the Internet activities.



BRAZIL

- **Game**
 - **Luta de Galo** – Game played in Brazil
- **Craft**
 - **Pipe Cleaner Chameleons**



CHINA

- **Games**
 - **Catch the Dragon** – a different version of tag
 - **Throwing the Square** – Corn hole meets Bocce Ball
- **Craft**
 - **Chinese Lanterns**

GREAT LAWN



Mexico

- **Game**
 - **Soccer** – more than one country around the world claim Soccer as their national game. Play a round with your fellow Scouts
- **Craft**
 - **Day of the Dead Masks** – make yourself a version of the colorful Day of the Dead masks worn in Mexico on the 1st of November of every year.



Australia

- **Games**
 - **Down Down Down** – Athletic Ball Toss
 - **Skippyroo Kangaroo** – Guessing game meets Red Light, Green Light
- **Crafts**
 - **Aboriginal Dot Artwork** – Dot painting of indigenous figures such as snakes, turtles, birds, etc.
 - **Aboriginal Hand Painting** – The Aboriginal People of Australia left their mark on the landscape by placing the hand on a rock and blowing pigment around their hand to leave a negative image that has survived for hundreds of years. We will do a Camp VBar version.



India

- **Games**
 - **Gulam Chor** – Similar to “Old Maid”
- **Crafts**
 - **Mandalas** – Used in Hindu and Buddhist tantrism as an instrument of meditation. The Mandal is basically a representation of the universe, a consecrated area that serves as a receptacle for the gods and a collection point of universal forces.

TRAINING CENTER



Italy

- **Game**
 - **Guardi E Ladri** – A game that is part tag, part capture the flag and part cops and robbers.
- **Science**
 - **Leaning Tower of Pisa** – Stack cups to create the tallest tower of Pisa you can before it tumbles over.

Africa & the Middle East




- **Games**
 - **Mancala** – A strategy game that dates back to the 3rd century that is easily played anywhere. Most “boards” are “built” by digging small depressions into the ground and using stones picked up in the area.
 - **Nanpe** – game for 2 or more players played with sticks.
- **Craft**
 - **African Drums** – build your own version of an African Drum

DINING HALL

All About Flags

- Flag Bingo
- Bead Flag Keychains
- Country Flag/Capitals Memory Game

RANGE AND TARGET ACTIVITIES

		
Archery	BB guns	Sling Shots

FRIDAY ARRIVAL ACTIVITY

Available in the Dining Hall from 5:00 – 8:00

- Jamboree on the Internet
- Travel Trivia



CAMP V-BAR GENERAL INFORMATION AND POLICIES

Refer to the [Camp V-Bar General Information and Policies](#) for:

- Driving Directions
- Camp Map
- Camp Amenities
- Policies



SUGGESTED PERSONAL EQUIPMENT LIST

This list is meant to serve as a guide. Use your judgment in choosing what to bring to camp.

Individual Scout Equipment:

- Cash for Trading Post
(**no large bills** please) (debit/credit cards also accepted)
- Family or personal tent(s) and tarp(s) to put under the tent in case the ground is damp (families camp together)
- Signed Annual Health & Medical form for each participant
- Cub t-shirts
- Shorts and pants
- Jackets or sweatshirt (it does get cool at night)
- Socks and shoes (closed toe) or hiking boots and shower shoes if using the shower while in camp
- Cap or hat for sun protection
- Underwear
- Pajamas or sleeping clothes
- Sleeping bag or blankets and sheet
- Pillow
- Wagon or trashcan on wheels to haul gear to campsite
- Personal first aid kit
- Poncho or rain jacket
- Towels and washcloth
- Soap and shampoo
- Toothbrush and toothpaste
- Comb, brush and mirror
- Flashlight and extra batteries
- Insect repellent (non-aerosol)
- Sunscreen
- Water bottle or canteen and cup

DO NOT BRING:

- Any expensive items
- iPads or similar devices
- TVs
- Electronic games
- Fireworks
- Hunting knives
- Pets
- Personal firearms and/or ammunition
- Personal bows and arrows

SOME ITEMS THAT WILL BE SOLD IN THE TRADING POST:

Sodas, snacks and ice cream
Flashlights and batteries
Camp apparel and camping gadgets
Some items from the Scout shop
Some microwavable foods
Slushies
Ice is free in the Trading Post



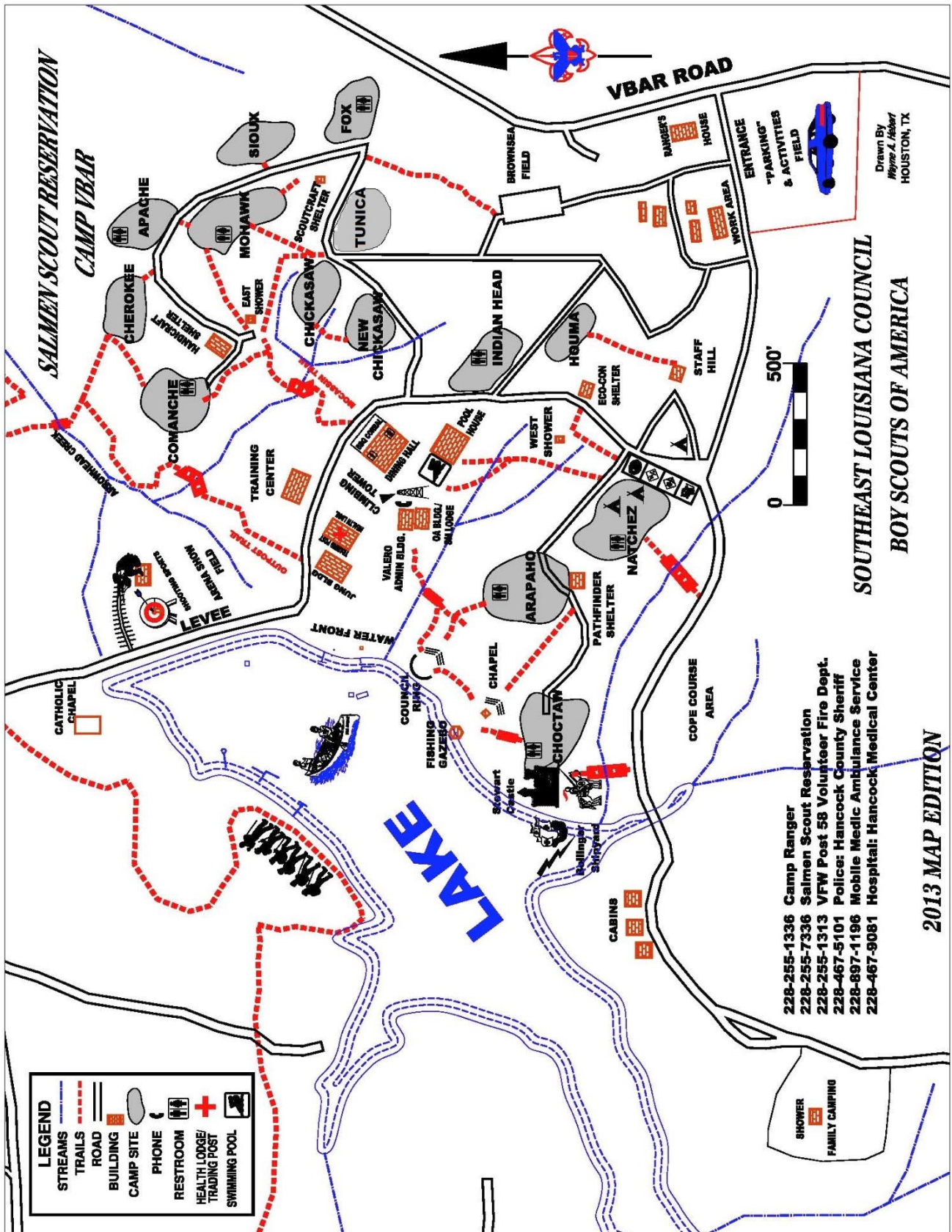
Note to Individual Cub Scout Families: We understand that this might be your first time coming to camp or even your first-time camping. Make sure to have a BSA Annual Health and Medical record filled out for every participant. You can download the form by going to scouting.org/forms and scrolling down to the [Annual Health and Medical Record](#) and then clicking the section All Scouting Events. It is okay to come without your pack and just bring your family or just bring your Cub Scout(s).

Families must camp together, and no other children are allowed to sleep in a tent with another family. Remember, you will have to carry your gear to your campsite so you might want to bring a wagon or trashcan on wheels. Have your flashlights ready in the car if arriving after dark. **NO CARS CAN DRIVE BACK TO CAMPSITES AFTER 6:00 p.m.** Please wear shoes appropriate for walking on uneven ground.

UNIT EQUIPMENT LIST

<input type="checkbox"/>	Lanterns (propane is best)		CAMPSITE ENTRANCE/ GATEWAY MATERIALS
<input type="checkbox"/>	Flashlights and extra batteries – light sticks are also fun and great for the littles	<input type="checkbox"/>	Pack / Troop / Crew sign (should include unit number)
<input type="checkbox"/>	Matches/lighters	<input type="checkbox"/>	Pack / Troop / Crew flag
<input type="checkbox"/>	Dining fly(s), poles, & stakes	<input type="checkbox"/>	U.S. Flag
<input type="checkbox"/>	Rope	<input type="checkbox"/>	Twine & poles for lashing
<input type="checkbox"/>	Tents (if you have them), poles & stakes (Most families bring their individual tents)		
<input type="checkbox"/>	Hammers & other hand tools		BULLETIN BOARD
<input type="checkbox"/>	5-gallon water jugs	<input type="checkbox"/>	Bulletin board (provided in campsite)
<input type="checkbox"/>	Ice chests with ice	<input type="checkbox"/>	Camp roster
<input type="checkbox"/>	Trash bags	<input type="checkbox"/>	Unit duty roster
<input type="checkbox"/>	Lockable storage container	<input type="checkbox"/>	
<input type="checkbox"/>	Unit first aid kit	<input type="checkbox"/>	Emergency procedures
<input type="checkbox"/>	Compass	<input type="checkbox"/>	Push pins, etc. For bulletin board
<input type="checkbox"/>	Shovels, rakes, hoes, bow saws	<input type="checkbox"/>	Fireguard chart
<input type="checkbox"/>	Rolls of surveyor's marking tape		
<input type="checkbox"/>	Lawn chairs		PAPERWORK
<input type="checkbox"/>	Wagon or Trashcan on wheels for hauling gear to campsite (optional)	<input type="checkbox"/>	Leader's guidebook
<input type="checkbox"/>	Cooking stoves & serving utensils (if cooking in campsite)	<input type="checkbox"/>	Medical forms
<input type="checkbox"/>	Either paper plates and plastic utensils or have every scout bring a mess kit	<input type="checkbox"/>	Parking Permit – Every vehicle must have one
	Bundles of firewood (if you are not collecting wood)	<input type="checkbox"/>	
		<input type="checkbox"/>	

Note to Packs & Cub Scout Families: If your pack is bringing a large group, please check with your pack leadership to see what they are bringing for everyone to use together. It is wise to have a meeting prior to Fall Encampment so you can figure out if you can drive up as a group, food plans, equipment on this list being shared by the pack, etc.



**Check back
closer to the
event for
guidebook
and program
updates!**