



Cub World 2023
at Camp V-Bar
Salmen Scout Reservation

*27585 V-Bar Road, Perkinston, MS 39573
Camp Phone: (228) 255-7336*

April 14, 2023-April 16, 2023

Southeast Louisiana Council
Office: (504) 889-0388
Fax: (504) 889-1162 Email: tracy.jones@scouting.org

Online registration <http://www.bsa-selacouncil.org>

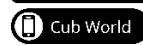


Table of Contents

Letter from the Camp Director.....	3
General Camp Information, Dates, Fees	4
Daily Schedule	5
Rotation Schedule	6
Preparing for Camp.....	7
Program Details.....	9
Ship/Castle	9
Eco-Con or Waterfront.....	9
Great Lawn.....	10
BB Range	10
Archery Range.....	11
Dining Hall.....	11
Webelos Program	11
Camp V-Bar Information & Policies	12
Unit Equipment Checklist	13
Personal Equipment Checklist	14
Map to camp.....	15
Map of Camp V-Bar.....	16

“A week of camp life is worth six months of theoretical teaching in the meeting room.”

- Lord Baden-Powell

LETTER FROM THE CAMP DIRECTOR

Dear Scout Leaders & Parents,

Welcome to Cub World. We are excited to welcome everyone back to V-Bar for a weekend of Cub Scout Fun and adventure. We hope that by the end of the weekend your Scouts will have unknowingly learned a new skill or two, made a new friend, discovered something about themselves they never knew and gained some confidence in their abilities.

This campout is open to all Scouts, Leaders, Parents and Siblings. Please come, camp and have a whole lot of fun with us. We are always looking for volunteers to help with activities, in the dining hall and with opening/closing programs. So, if you are a leader, parent, Scout BSA, Venturer, or Explorer and wish to serve as staff please register on the council website or contact our Cub World Coordinator – Tia Lopez (selacubcamping@gmail.com) for an assignment.

This guide gives Pack leaders and parents the information needed to plan for Cub World. SIGN-UP BETWEEN NOW AND **March 24th** to take advantage of the Early Bird fees per person and to ensure that your t-shirt order is available at camp. If registering after March 24th, there is a **Late Fee increase of \$15/person. Registration will close on April 9th.** There will be NO registration accepted after this date in order to insure we have enough supplies and volunteers for the event. Information and registration is also available at the Council Website at <http://www.bsa-selacouncil.org/cubworld>.

The Southeast Louisiana Council and the Cub Camping Committee look forward to providing each of you a fantastic weekend filled with FUN, ADVENTURE, and QUALITY TIME for all families in attendance. Council camping events such as Cub World offer Packs the opportunity for strengthening their program, help with retention of Scouts as well as helping to prepare them for move up to the Scouts BSA program. Please encourage all your Cubs to attend. Cub Scouts may attend with others from their Pack, other members of their den, or just their family. Life can't get any better than what this weekend will provide between a child and his family – no matter what the combination – father/Cub, mother/Cub, total family, grandparent/grandCub. :-) Mark your calendars now and take time to read all the information provided in this guide.

“Be Prepared” to have a great time!

*****Finally, Cub Scout Leaders we need 3 volunteers from each pack attending to ensure we have enough support to plan the program for this exciting outdoor weekend! *****

See you at V-Bar!

Tia Lopez

Tia Lopez
Cub Camping Committee Chair

GENERAL CAMP INFORMATION, DATES, FEES

GENERAL CAMP INFORMATION	<p>CAMP LOCATION: Salmen Scout Reservation, Camp V-Bar is located in Southern Mississippi approximately 1 ½ hours outside New Orleans, LA. Driving directions on page 16. Google Maps does GPS to the right location at the address below.</p> <table style="width: 100%; border: none;"> <tr> <td style="width: 50%; border: none;">Salmen Scout Reservation, Camp V-Bar 27585 V-Bar Road Perkinston, MS 39573</td> <td style="width: 50%; border: none;">Southeast Louisiana Council, BSA 4200 S. I-10 Service Road West Metairie, LA 70001</td> </tr> <tr> <td style="border: none;">Camp Office: (228) 255-7336 Ranger Office: (228) 255-1336</td> <td style="border: none;">Council Offices: (504) 889-0388 Council Fax: (504) 889-1162 Toll Free (800) 394-9410</td> </tr> </table>			Salmen Scout Reservation, Camp V-Bar 27585 V-Bar Road Perkinston, MS 39573	Southeast Louisiana Council, BSA 4200 S. I-10 Service Road West Metairie, LA 70001	Camp Office: (228) 255-7336 Ranger Office: (228) 255-1336	Council Offices: (504) 889-0388 Council Fax: (504) 889-1162 Toll Free (800) 394-9410
Salmen Scout Reservation, Camp V-Bar 27585 V-Bar Road Perkinston, MS 39573	Southeast Louisiana Council, BSA 4200 S. I-10 Service Road West Metairie, LA 70001						
Camp Office: (228) 255-7336 Ranger Office: (228) 255-1336	Council Offices: (504) 889-0388 Council Fax: (504) 889-1162 Toll Free (800) 394-9410						
DATES	<p>Cub World Dates: April 14 to 16, 2023</p> <p>Check-In: 3:00pm</p> <p>Check-out: 11:00am – All campers must be out of camp and on the way home at this time</p>						
SHIRTS / PATCHES	<p>Cubs/Siblings/Adults</p> <p>\$15/ Regular – Paid in Full by 03/24/2023</p> <p>\$30/ Late – Paid in Full by 4/09/2023</p> <p>REGISTRATION CLOSSES 4/09/2023</p>	<p>Meal Plan Tickets</p> <p>\$24 for Saturday meal plan/\$5 for Sunday Breakfast</p> <p>Meals offered: Saturday Breakfast Saturday Lunch Saturday Dinner Sunday Breakfast</p> <p>Last day to purchase meal tickets is 4/09/23</p>	<p>Friday Dinner will not be Served. Meals will begin Saturday Morning.</p> <p>Meals will be sold as a plan only. You may NOT purchase meals individually. If you do not wish to purchase meals, Packs may cook their own meals in their campsites.</p>				
SHIRTS / PATCHES	<p>T-Shirts available for pre-order with Registrations placed by 3/24/2023. Youth S, M, L - \$15 Adult S, M, L, XL, 2XL, 3XL - \$18</p> <p>Patches – Included in fees, will be included with Leader Packets on Sunday morning</p> <p>There MAY be additional shirts for sale at camp. To guarantee receiving a shirt, order by 3/24/23! No guarantees after that date.</p>						

ONLINE CAMP REGISTRATION CLOSSES ON AT MIDNIGHT ON THE LAST DAY NOTED ABOVE. NO REGISTRATION WILL BE ACCEPTED AFTER THE FINAL DATE TO REGISTER, OR AT CAMP. REGISTRATION WILL ONLY BE ACCEPTED ONLINE (NO MANUAL REGISTRATIONS ARE ACCEPTED AT COUNCIL SERVICE CENTER)

Registration may be done on an individual basis but is much easier when the entire Pack registers together. We suggest having a “Cub World Coordinator” within your pack that will handle collecting funds from your Pack members, registering campers and distributing information to your Pack.

REFUNDS: Please refer to the council website for the council’s policy concerning refunds and refund requests.
<http://www.bsa-selacouncil.org/camping-outdoor-program/council-refund-policy/62964>

Daily Schedule (Subject to Change)

Time	Friday 4/14	Saturday 4/15	Sunday 4/16
6:00 am		Reveille (Wake up)	Reveille (Wake up)
7:00 am		HOT & COLD Breakfast	COLD Breakfast
8:30 am		Assembly at Flagpole by Admin. Bldg.	Assembly at Flagpole by Admin. Bldg.
9:00 am -		Program Rotation	Interfaith Service
12:00 pm			Checkout
12:00 pm		HOT Lunch	
1:30 - 4:30 pm		Program Rotation	
3:00 pm -10:00 pm	Check-In at Shop by upper parking lot		
4:45 pm	Assembly by Flagpole at Admin. Bldg.	Assembly at Flagpole by Admin. Bldg.	
5:00- 7:00 pm	Staff Supper	HOT Supper	
7:30 pm	Scavenger Hunt		
8:02 pm		Campfire	
9:00 pm	Leader Info Meeting in Dining Hall		
9:45	Staff Meeting in Dining Hall		
10:30 pm	Taps	Taps	

Rotation Schedule (Will be handed out at event)

	Morning				Afternoon			
	Rotation 1 9:00-10:00	Rotation 2 10:00-11:00	Rotation 3 11:00-12:00		Rotation 3 1:30-2:30	Rotation 4 2:30-3:30	Rotation 6 3:30-4:30	
Ship/Castle	Purple Group	Blue Group		L u n c h	Yellow Group	Orange Group	Red Group	
Waterfront	Red Group	Purple Group	Blue Group			Yellow Group	Orange Group	
Great Lawn	Orange Group	Red Group	Purple Group			Blue Group	Yellow Group	
BB Range	Yellow Group	Orange Group	Red Group			Purple Group	Blue Group	Green Group (Webelos)
Archery Range	Green Group (Webelos)	Yellow Group	Orange Group			Red Group	Purple Group	Blue Group
Dining Hall	Blue Group		Yellow Group			Orange Group	Red Group	Purple Group

If you don't read anything else in this guidebook, read this page please!

Preparation for Cub World

1. An extremely important function of your planning is informing parents of Camp plans. Prior to camp, set a date and hold a parent information meeting. You will need to make copies of the guidebook or download a copy from our website and email to all of your parents/guardians that will be attending. There is ONLY ONLINE REGISTRATION FOR THIS EVENT. This guide includes a list of what to bring to camp, Camp Salmen policies and procedures, and a map on how to get there.
2. Arrange for transportation to and from camp. Have everyone who is going to camp meet at a central location and carpool to camp, if possible. Be sure every driver has a map to camp and the camp phone number. Share cell phone numbers, in case someone becomes separated from the group or get walkie-talkies and use them on the road and at camp. Cell phone coverage may be limited on camp property. There is AT&T coverage but Verizon and Sprint work pretty well.
3. Have an experienced family (someone who has been to camp) mentor a new inexperienced family (someone who has never been to camp) by driving to camp together and helping to locate your assigned campsite for the weekend.
4. To help late arrivals find other members of their Pack, some leaders set up "Pack Number Signs" on the roads inside camp. Use real estate or political sign standards to write the Pack number on it. A fluorescent background with dark lettering shows up very well. These signs MUST be removed when you leave camp Sunday morning.
5. Only ONE Pack Gear Trailer (or Pack Vehicle loaded with Pack equipment) may be allowed to enter camp before 6pm on Friday. The vehicle must unload and return to the parking lot. No vehicles will be allowed to enter camp after 6pm. NO VEHICLES WILL BE ALLOWED TO REMAIN IN CAMP. This is for the safety of our large number of Youth. All vehicles other than the Pack Gear Trailer must park in one of the two parking lots and gear carried to campsite. There will be a limited number of wagons available to help with gear transport. It is highly recommended to bring your own wagon to help transport items to the campsite. We highly recommend having all members attending the campout meet the night before and load all of their gear into your Pack trailer. This helps limit the amount of items that need to be carried to the campsite by individuals.
6. **If arriving after dark**, have flashlights prepared and ready to use when you get out of your car. You will be walking with your gear to your campsite. Also, if you do not have a Pack trailer and your gear is not being brought up early, you can bring a wagon or trashcan on wheels to haul your gear to your campsite.
7. Vehicle ID Tag: Each vehicle coming to camp should place a sign in the front windshield with their Pack Number, District Name and Campsite Assignment. We will be directing traffic to the parking lot closest to your campsite based on this signage. The ID Tag will help us to reach you during the campout in the event we need to contact you regarding your vehicle. A sample of the windshield sign is included in this guidebook.
8. Campsite assignments will be based on district registration numbers and will be provided at check-in at the entrance to camp. Please make sure to answer questions about special needs when registering as this affects your campsite assignment. We do not take campsite requests.
9. Identification for All Children...Please Read! Parents and leaders should consider making nametags to be worn by every youth. We recommend that you include the Name, Pack number, District, and Campsite assignment on the tag, and laminate the tags for longer wear. Use a safety pin to fasten to shirts or they may be worn around the neck on a lanyard. Because so many are wearing the same uniform, it is easy to lose track of your child. If you become separated from your child at any time, the nametag will provide accurate identification and campsite location information. This will expedite locating "lost" parents.
10. Pack T-shirts: Some Packs have purchased their own T-shirts, using either a standard or a custom design logo and the pack number – this helps identify your group in a large crowd.
11. A "What to Bring Checklist" is included in this guidebook. This list is meant as a guide. Use your judgment in choosing what to bring to camp. Remember, you don't need to pack the kitchen sink!

PARKING TAG

Southeast Louisiana Council

FALL ENCAMPMENT

This vehicle parking tag must be displayed on the dashboard at all times

It will help us to reach you during the campout in the event we need to contact you regarding this vehicle

NAME _____

UNIT TYPE AND NUMBER _____


DISTRICT _____

CAMPSITE (if camping) _____

Program Details

Program details are subject to change due to availability of supplies, volunteers and many other factors.

SHIP/CASTLE



CASTLE

- “Laser Beam” obstacle course
- Spy ID

Waterfront



Great Law



alamy image ID: 100000000 www.alamy.com

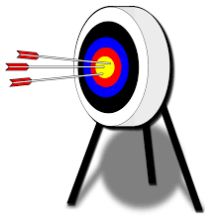
- Lock Box Mystery
- Tug of War

BB Range



ALTERNATE LION ACTIVITY

Archery Range



ARCHERY

Dining Hall



SCIENCE

- *1! 2! 3! Go – Nova Award*
- *Secret Codes*

Webelos Program



Webelos will participate in a special breakout session that will let them act more like a Scouts BSA Troop with Patrols while working on electives. Webelos (and their parents) will be issued different colored wristbands from the rest of their unit and move as a separate group with Webelos from other units.

- Castaway
- Scouting Adventure

CAMP V-BAR INFORMATION & POLICIES

Refer to the [Camp V-Bar General Information and Policies](#) for:

- Driving Directions
- Camp Map
- Camp Amenities
- Policies

UNIT EQUIPMENT LIST

UNIT EQUIPMENT LIST			
<input type="checkbox"/>	Lanterns (propane is best)		CAMPSITE ENTRANCE/GATEWAY MATERIALS
<input type="checkbox"/>	Flashlights and extra batteries – light sticks are also fun and great for the littles	<input type="checkbox"/>	Pack / Troop / Crew sign (should include unit number)
<input type="checkbox"/>	Matches/lighters	<input type="checkbox"/>	Pack / Troop / Crew flag
<input type="checkbox"/>	Dining fly(s), poles, & stakes	<input type="checkbox"/>	U.S. Flag
<input type="checkbox"/>	Rope	<input type="checkbox"/>	Twine & poles for lashing
<input type="checkbox"/>	Tents (if you have them), poles & stakes (Most families bring their individual tents)		
<input type="checkbox"/>	Hammers & other hand tools		BULLETIN BOARD
<input type="checkbox"/>	5-gallon water jugs	<input type="checkbox"/>	Bulletin board (provided in campsite)
<input type="checkbox"/>	Ice chests with ice	<input type="checkbox"/>	Camp roster
<input type="checkbox"/>	Trash bags	<input type="checkbox"/>	Unit duty roster
<input type="checkbox"/>	Lockable storage container	<input type="checkbox"/>	
<input type="checkbox"/>	Unit first aid kit	<input type="checkbox"/>	Emergency procedures
<input type="checkbox"/>	Compass	<input type="checkbox"/>	Push pins, etc. For bulletin board
<input type="checkbox"/>	Shovels, rakes, hoes, bow saws	<input type="checkbox"/>	Fireguard chart
<input type="checkbox"/>	Rolls of surveyor's marking tape		
<input type="checkbox"/>	Lawn chairs		PAPERWORK
<input type="checkbox"/>	Wagon or Trashcan on wheels for hauling gear to campsite (optional)	<input type="checkbox"/>	Leader's guidebook
<input type="checkbox"/>	Cooking stoves & serving utensils (if cooking in campsite)	<input type="checkbox"/>	Medical forms
<input type="checkbox"/>	Either paper plates and plastic utensils or have every scout bring a mess kit	<input type="checkbox"/>	Parking Permit – Every vehicle must have one
	Bundles of firewood (if you are not collecting wood)	<input type="checkbox"/>	
		<input type="checkbox"/>	

PERSONAL EQUIPMENT CHECKLIST

Individual Scout Equipment:

- Cash for Trading Post
(**no large bills** please) We do take debit/credit cards.
- Family or personal tent(s) and tarp(s) to put under the tent in case the ground is damp. Families camp together.
- Signed medical form for each participant
- Cub T-shirts
- Shorts and pants
- Jacket or sweatshirt (it does get cool at night)
- Socks & Shoes (closed toe) or hiking boots and shower shoes if using the shower while in camp
- Cap or hat for sun protection
- Underwear
- Pajamas or sleeping clothes
- Sleeping bag or blankets & sheet
- Pillow
- Wagon or Trashcan on wheels to haul gear to campsite
- Personal first aid kit
- Poncho or rain jacket
- Towels & washcloth
- Soap and shampoo
- Toothbrush & toothpaste
- Comb, brush, & mirror
- Flashlight & extra batteries
- Insect repellent (non-aerosol)
- Sunscreen
- Water bottle or canteen & cup

DO NOT BRING:

- Any expensive items
- iPads
- TV's
- Electronic games
- Fireworks
- Hunting knives
- Pets
- Personal Firearms and/or ammunition
- Personal bows & arrows

SOME ITEMS THAT WILL BE SOLD IN THE TRADING POST

- Ice is free in the Trading Post
- Sodas & snacks & ice cream
- Flashlights & batteries
- Camp apparel & camping gadgets
- Soap, shampoo and other toiletries
- Some** items from the Scout Shop
- Some microwavable foods
- Slushies
- Knives

Note to Packs & Cub Families: If your pack is bringing a large group, please check with your pack leadership to see what they are bringing for everyone to use together. It is wise to have a meeting prior to Fall Encampment so you can figure out if you can drive up as a group, food plans, equipment on this list being shared by the pack, etc.

Note to Individual Cub Families: We understand that this might be your first time coming to camp or even your first-time camping. Make sure to have a BSA Annual Health and Medical record filled out for every participant. You can download the form by going to scouting.org/forms and scrolling down to the Annual Health and Medical Record and then clicking the section All Scouting Events. It is okay to come without your pack and just bring your family or just bring your Cub Scout(s).

Families must camp together, and no other children are allowed to sleep in the tent with another family. Remember, you will have to carry your gear to your campsite so you might want to bring a wagon or trashcan on wheels. Have your flashlights ready in the car if arriving after dark. **NO CARS CAN DRIVE BACK TO CAMPSITES AFTER 6:00 p.m.** Please wear shoes appropriate for walking on uneven ground.

